

## Patterns User Manual



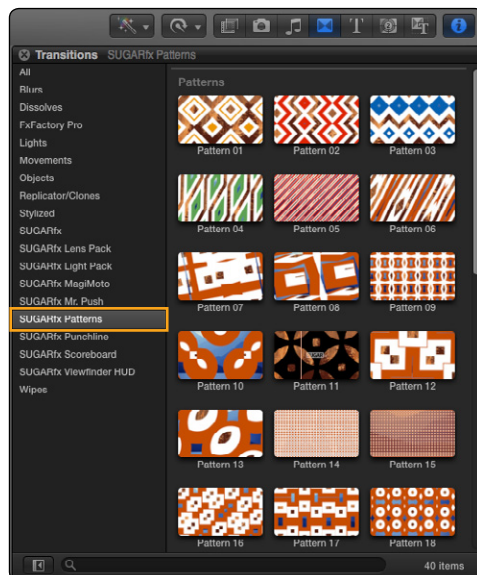
## SUGARfx Patterns

### What is Patterns?

Patterns is a collection of 40 transition elements for Final Cut Pro X that provide a pattern motif to your editing transitions.

### Using Patterns

After initial installation you should restart Final Cut Pro X and then you will be able to find the Patterns category in the Transition Browser.

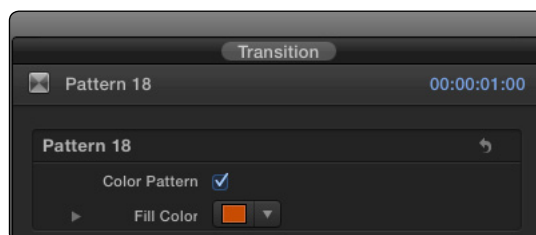


Select the Pattern transition of your choice and drag it to the editing point in the timeline.

Click to select it in the timeline and make the necessary adjustments using the Inspector.

### Parameters

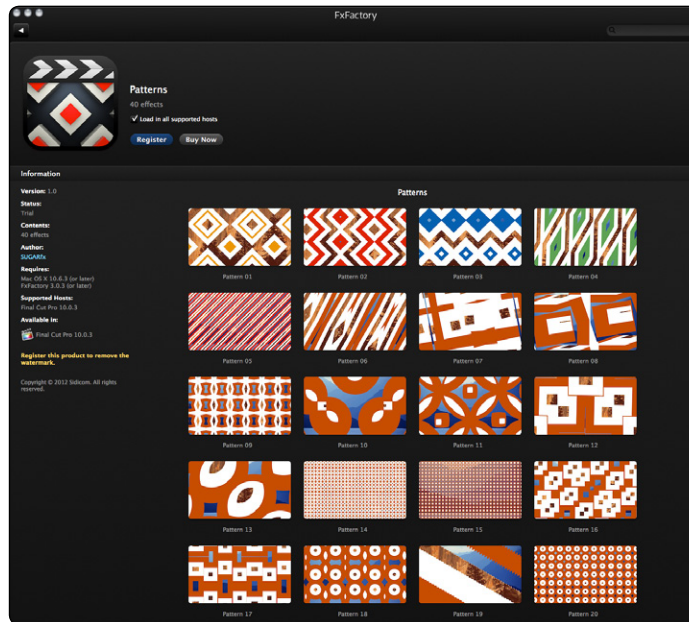
The control parameters are simple and self explanatory. You have the option to use a Color that lives on top of the masks driving the video in and video out, and the color parameter.



The duration of the transition can be manually modified in the timeline or by selecting the transition in the timeline and pressing the Control+D key combination in your keyboard to enable the typing of the desired duration. – You can do that over several selected transitions at the same time.

## Installation

SUGARfx Patterns requires the latest FxFactory installed in your system and Final Cut Pro X 10.0.3



Go to your applications folder and locate the FxFactory application. Open it and scroll to the SUGARfx product category, click on the Patterns info and make sure it is installed properly.

If you just want to try the product, you can use it without purchasing, but once you are using it in Final Cut Pro X the elements will have a small watermark.

## Purchase and Registration

If you are in Final Cut Pro X and one of the Patterns elements is selected in the timeline, you will be able to see the options to purchase right in the Viewer window. Click on it and you will immediately be transferred to the FxFactory application where you can Register or Purchase the product.

When you enter the Registration Code that you should receive after the purchase, the watermark of the product will no longer display inside Final Cut Pro X.

Tip: Make sure you re-render any watermarked renders in your timeline.

Attention: We strongly recommend trying and using the product to see if it fits your needs before purchasing.

## Technical Support

For any technical issues, questions or any type of assistance regarding this product, please visit [SUGARfx.tv](http://SUGARfx.tv) and make the desired selection by clicking on the Support menu.